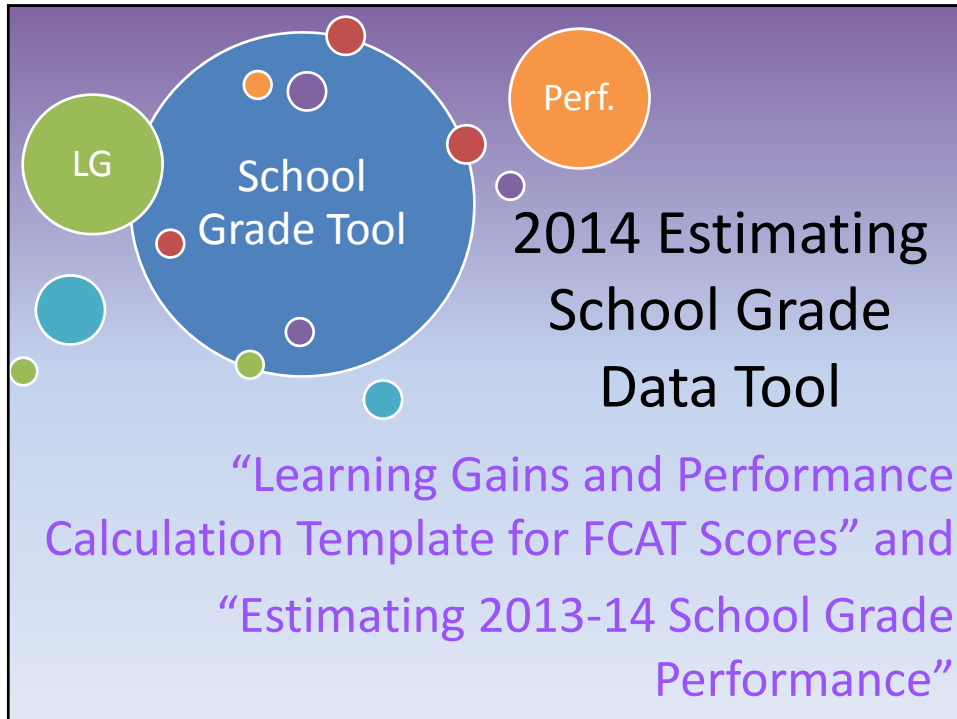


2013-14 Estimating School Grade Data Tool



2014 Estimating School Grade Data Tool

“Learning Gains and Performance Calculation Template for FCAT Scores” and
“Estimating 2013-14 School Grade Performance”

2014 School Grade Data Tools

Learning Gains and Performance Calculation

Step 1. Select a school.


Step 2. Select Subject area.

Step 3. Select Grade level.

Step 4. Click here to select the file that you downloaded (for Science and Writing, choose the Reading file with the same grade level that you selected in Step 3.)

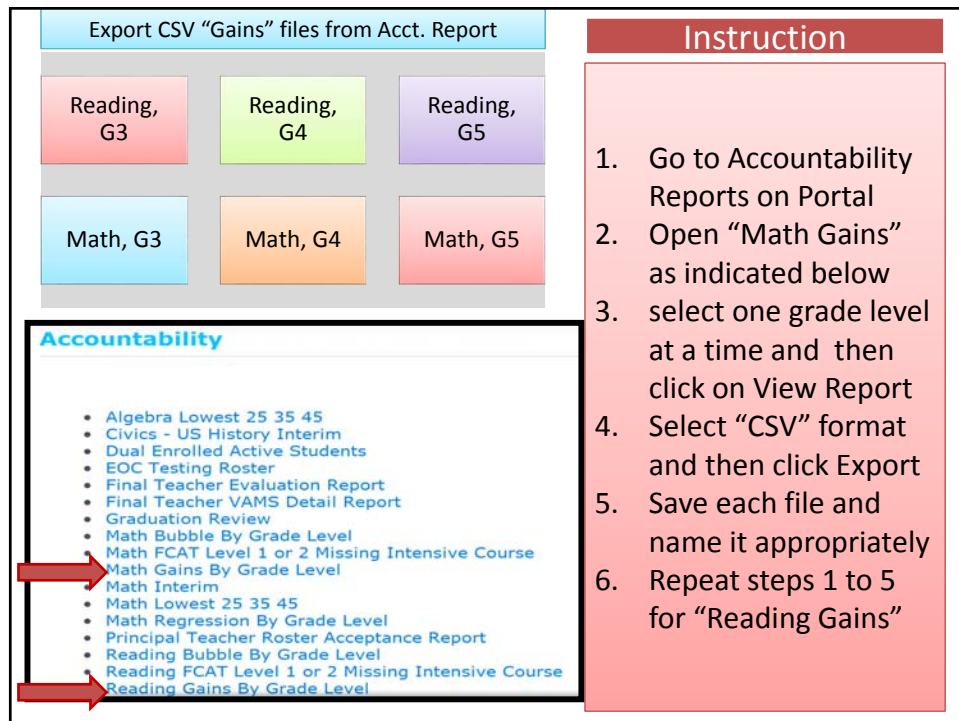
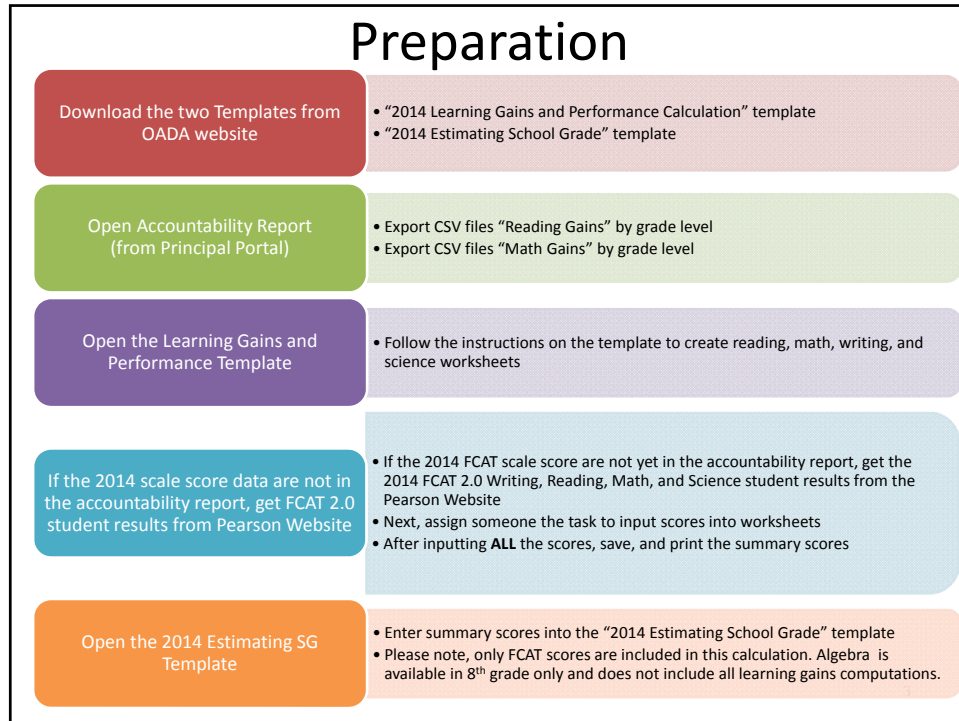
2014 Estimating School Grade Template

Select your School Level Below



<http://oada.dadeschools.net/SchoolPerformanceGrades/SchoolPerformanceGrades.asp>

2013-14 Estimating School Grade Data Tool

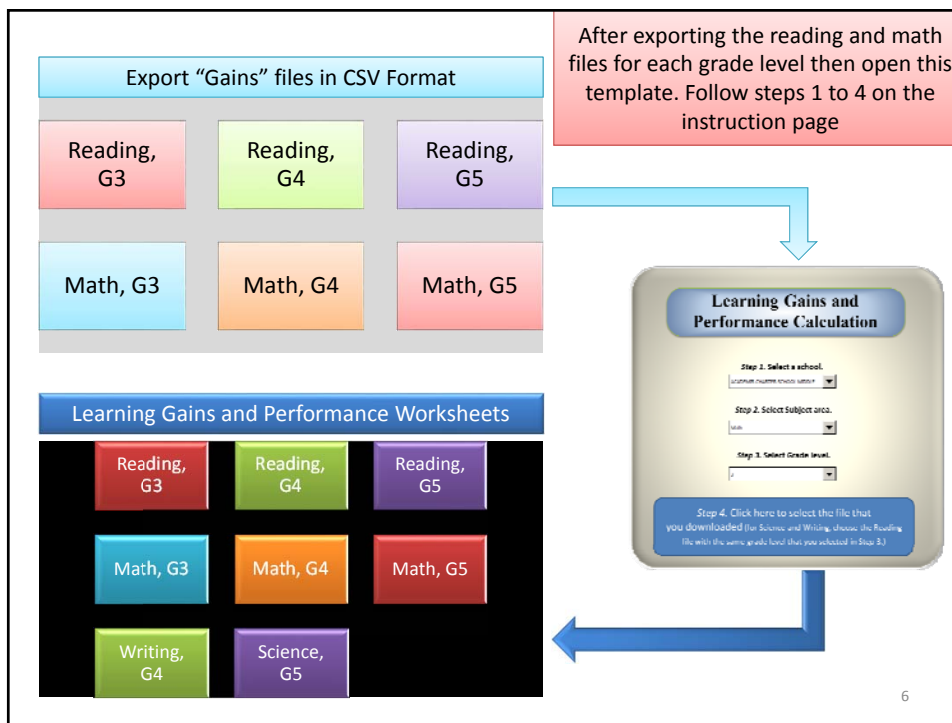


2013-14 Estimating School Grade Data Tool

Sample of Gains file Export CSV Format from the Accountability Report

Student_ID	Name_1	Gain	Bubble	Regress	Sur2_Schl	Sur3_Schl	Rank	Most_Recent_FC	Most_Recent_FC_Level_1	Most_Recent_FC_Score_1	Most_Recent_FC_DSS_Score_1
		Y	N	N	6061	6061	50	5	2	206	
		Y	R	N	6061	6061	73	5	3	216	
		Y	R	N	6061	6061	44	6	2	207	
		Y	R	N	6061	6061	29	5	2	200	
		N	N	R	6061	6061	11	6	1	184	




5



6

2013-14 Estimating School Grade Data Tool


Learning Gains and Performance Template																	
Grade 06	Student ID	Name	Sur2 Schl	Sur3 Schl	2014 FCAT Grade	2014 FCAT Level	2014 FCAT Scale Score	2013 Rank	2013 FCAT Grade	2013 FCAT Level	2013 FCAT Scale Score	SS Change	2014 Accountability Student	2014 Performance Point	2014 Learning Gain	2014 Learning Gain Points	Ranking 1-25, Retainee, L1-2
6	1		6061	6061	06	2	If data is not available on line, then enter 2014 FCAT 2.0 Data here	50	05	2	206	14	Y	0	Y	1.1	NA
6	2		6061	6061	06	3		73	05	3	216	7	Y	1	Y	1.0	NA
6	3		6061	6061	06	2		44	06	2	207	11	Y	0	Y	1.1	Y
6	4		6061	6061	06	1		29	05	2	200	-28	Y	0	N	0.0	NA
6	5		6061	6061	06	2		11	06	1	184	37	Y	0	Y	1.1	Y
6	6		6061	6061	06	NA		34	05	2	202	NA	NA	NA	NA	NA	NA
6	7		6061	6061	06	1		71	05	2	215	-46	Y	0	N	0.0	NA
6	8		6008	6061	06	NA		19	05	1	195	NA	NA	NA	NA	NA	NA
Summary Scores																	
Subject Area	Grade	2014 Accountability Students	2014 Performance Point	2014 No. Tested for Learning Gains	2014 Learning Gains Points	2014 No. Tested for Low25%	2014 Low25% Learning Gains Points										
Reading	06	69	15.0	68	36.8	23	19.7										

Features of Learning Gains and Performance Calculation Template (FCAT and 8 th grade Algebra only)	
	The template will count the number of students who are in the accountability group and compute the scale scores change.
	The template will calculate the 2014 performance and learning gains points both overall and low 25%
	The template will calculate the summary scores to be entered into the 2014 Estimating School Grade template

8

2013-14 Estimating School Grade Data Tool

2014 Estimating School Grade Template



Summary						School Grade Scale Score Points	
Performance Points				Middle School Acceleration Points			
Reading	Math	Writing	Science	Participation	Performance		
						Point	Grade
Learning Gains						525-800	A
Overall				Low 25% LG		495-524	B
Reading	Math		Reading	Math		435-494	C
						395-434	D
Total Points	0		School Grade			0-394	F

- Open the 2014 Estimating School Grade template
- Select your school level
- Enter summary scores into the 2014 “Estimating School Grade” template
- For grade 8, enter middle school acceleration points in the summary section
- Please keep in mind that the math section does not include all learning gains computation for Algebra/Geometry EOC.



Thank You

Questions regarding these two templates, please contact
Dr. Yuwadee Wongbundhit at 305-995-1988 or
Mr. Nelson Suarez at 305-995-2828

10