

MEMORANDUM

December 8, 2009

TO: The Honorable Chair and Members of The School Board of Miami-Dade County, Florida

FROM: Alberto M. Carvalho, Superintendent of Schools



SUBJECT: HIGHLIGHTS OF RESULTS FROM THE 2009 NATIONAL ASSESSMENT OF EDUCATIONAL PROGRESS TRIAL URBAN DISTRICT ASSESSMENT MATHEMATICS, GRADES 4 AND 8

Today, the National Center for Education Statistics (NCES) released *The Nation's Report Card, Trial Urban District Report, Mathematics 2009*, a summary of the results of the National Assessment of Educational Progress (NAEP) for students in grades 4 and 8. This is Miami-Dade County Public Schools' (M-DCPS) first year in the Trial Urban District Assessment (TUDA) program, which directly compares the achievement of students in large urban districts that face similar challenges with regard to poverty and high risk populations. The participating districts are Atlanta, Austin, Baltimore, Boston, Charlotte, Chicago, Cleveland, Detroit, District of Columbia, Fresno, Houston, Jefferson County (KY), Los Angeles, Miami-Dade, Milwaukee, New York City, Philadelphia, and San Diego. Results in mathematics have been released first, to be followed by reading in Spring 2010, and science in Summer 2010.

M-DCPS performed remarkably well in its inaugural year when compared to all public school students nationwide, students in large cities (populations over 250,000), and students in the participating TUDA districts. Following are some highlights from the results, which included approximately 4,150 students in 145 M-DCPS schools.

- Overall, 4th grade students in the M-DCPS outperformed students in large city schools, and scored comparably to all students in public schools nationwide on 2009 NAEP mathematics assessment.
 - Only one of the 18 TUDA districts had significantly higher percentages of 4th grade students scoring at or above Basic in mathematics than the M-DCPS (see Figure 1).
- Higher percentages of M-DCPS 8th grade students scored at or above Basic than students in other large city schools.
 - Only three of the 18 TUDA districts had significantly higher percentages of 8th grade students scoring at or above Basic in mathematics than the M-DCPS (see Figure 2).
- Hispanic 4th and 8th grade students in the M-DCPS significantly outperformed both the national sample of public schools and other large cities across all measures: average scale scores, percent scoring above basic, and percent scoring above proficient (see Figures 3 – 6).

Complete District results are available online at <http://www.fldoe.org/asp/naep/naep2009math.asp>, and State and National Summary Reports are available at <http://www.nces.ed.gov/nationsreportcard/>.

Should you have any questions about the attached results, please contact, Ms. Deborah Karcher, Chief Information Officer, Information Technology Services, at 305-995-3751, or Ms. Gisela Feild, Administrative Director, Assessment, Research, and Data Analysis, at 305-995-7512.

AMC:ig
M777

Attachments

cc: School Board Attorney
Superintendent's Cabinet
Superintendent's Senior Staff

Mathematics, Grade 4

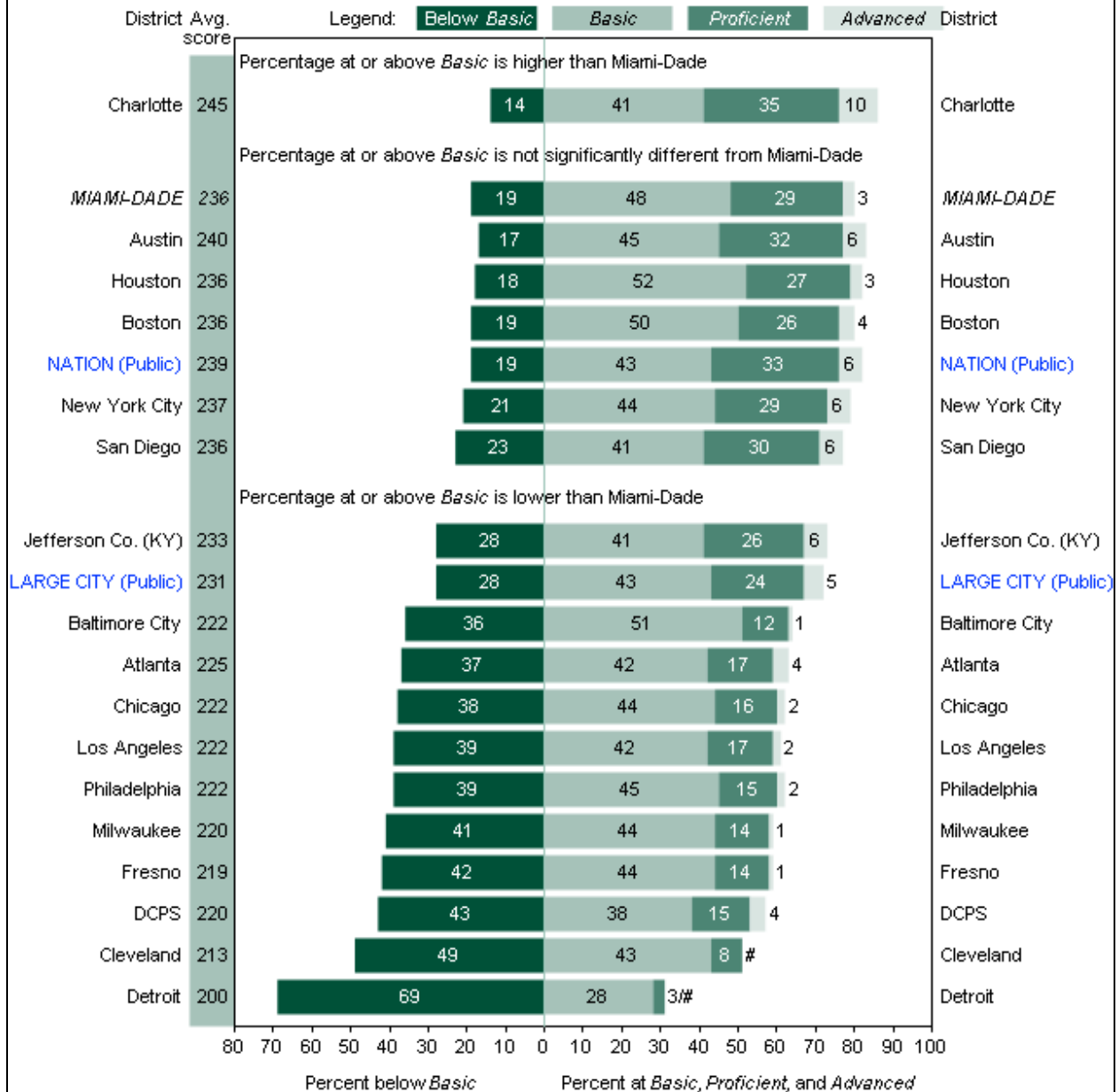


Figure 1. Average scale scores in NAEP mathematics for fourth grade public school students, percentage within each achievement level, and Miami-Dade's percentage at or above *Basic* compared with the nation, large city and other participating districts: 2009. From *The Nation's Report Card Trial Urban District Report, Mathematics 2009*, National Center for Education Statistics.

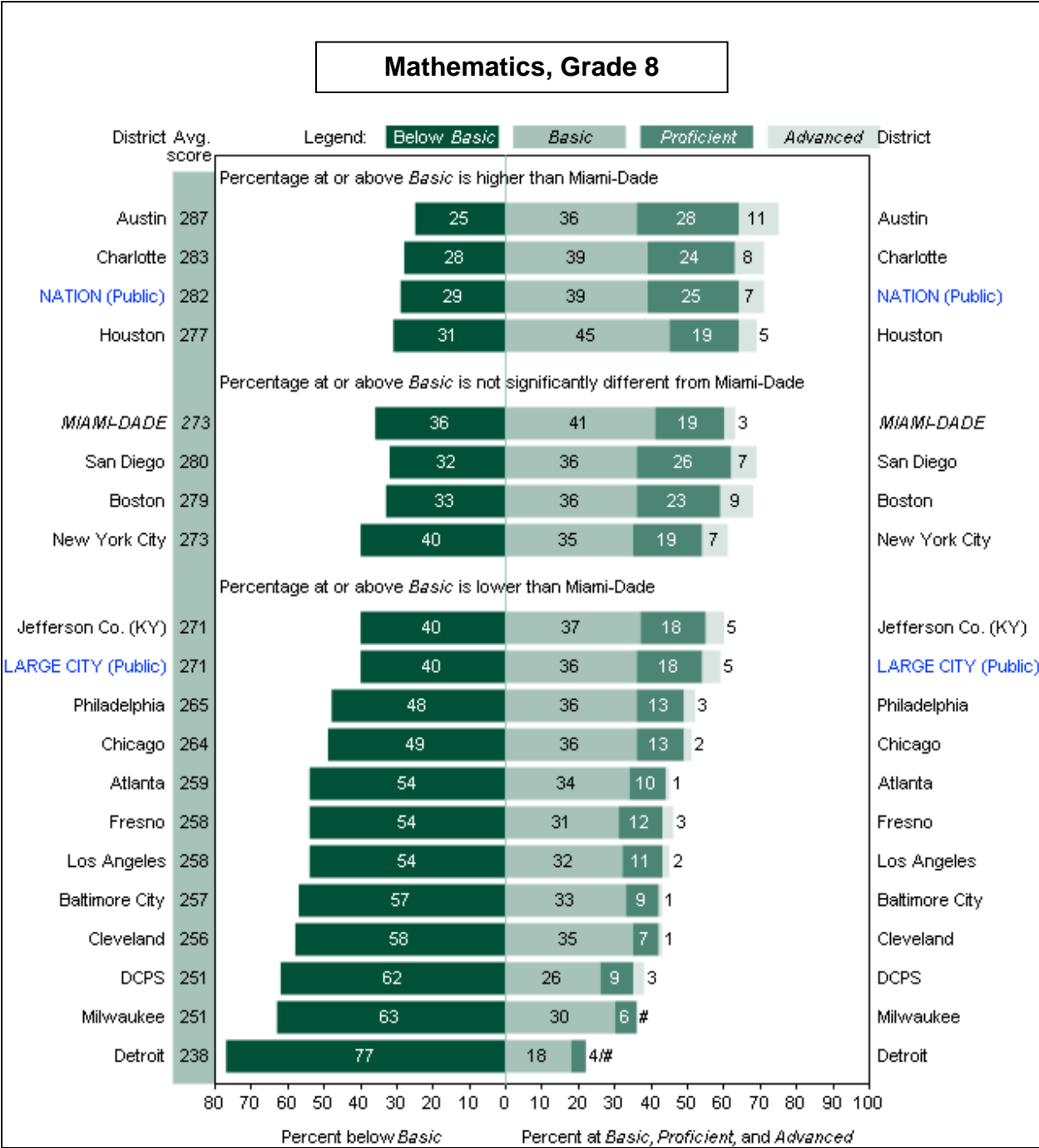


Figure 2. Average scale scores in NAEP mathematics for eighth grade public school students, percentage within each achievement level, and Miami-Dade's percentage at or above *Basic* compared with the nation, large city and other participating districts: 2009. From *The Nation's Report Card Trial Urban District Report, Mathematics 2009*, National Center for Education Statistics.

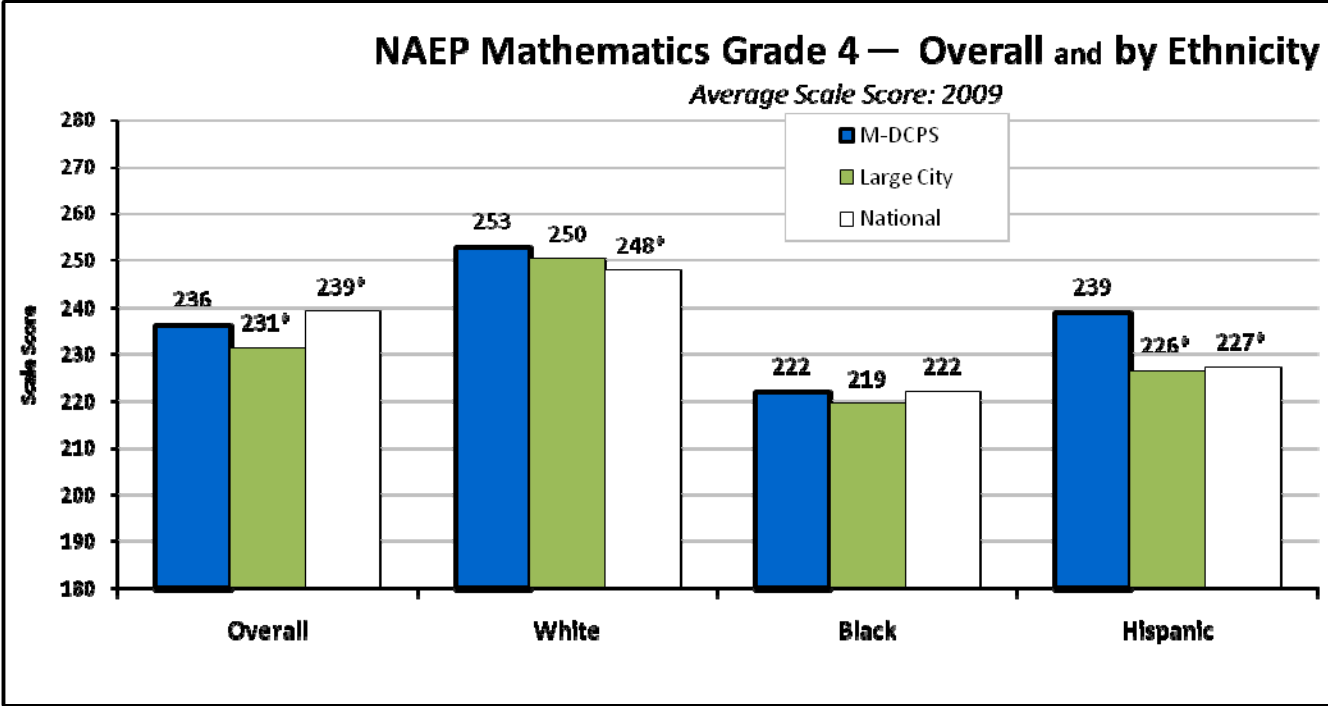


Figure 3. Results from the 2009 NAEP mathematics assessment for Grade 4 students in the M-DCPS, Large Cities, Florida, and National Public Schools, overall and by ethnicity.

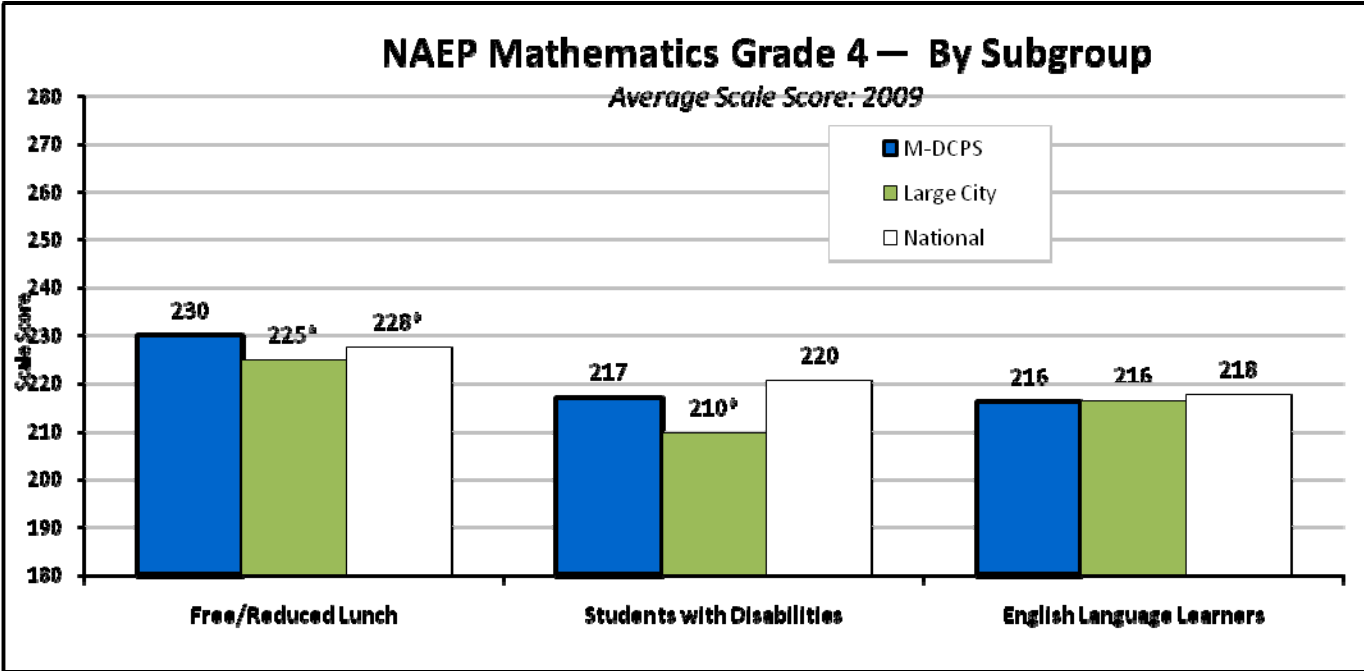


Figure 4. Results from the 2009 NAEP mathematics assessment for Grade 4 students in the M-DCPS, Large Cities, Florida, and National Public Schools, overall and by ethnicity.

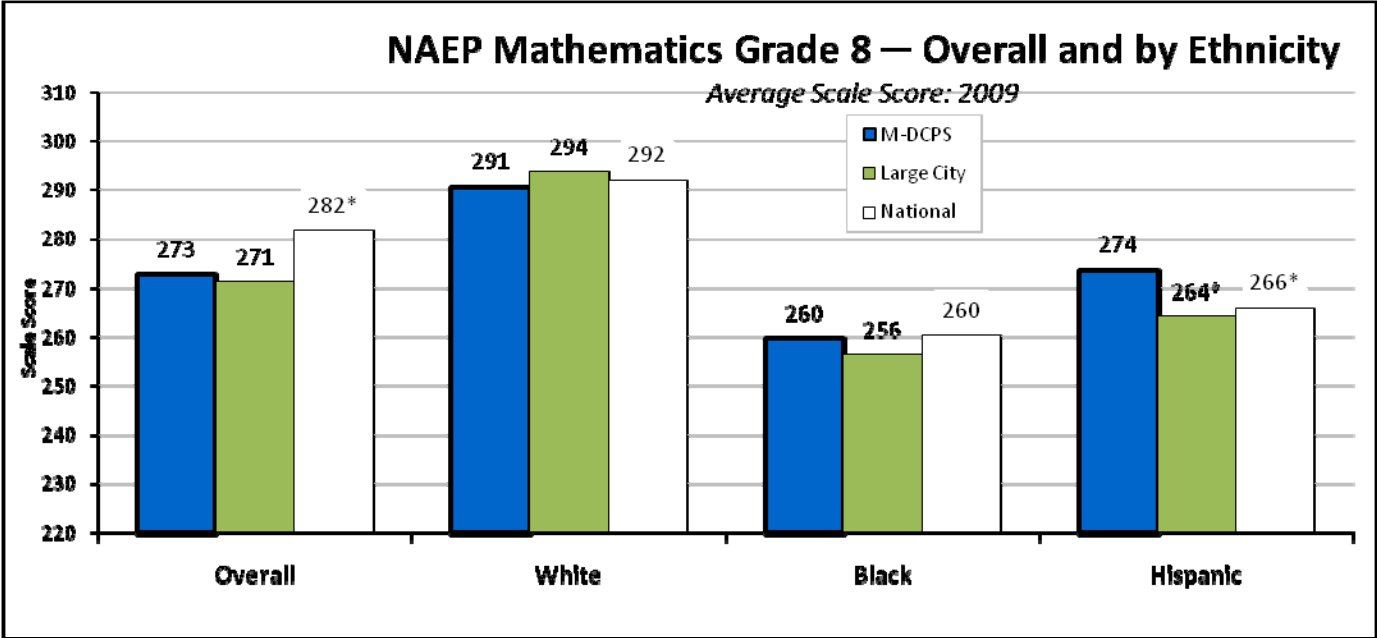


Figure 5. Results from the 2009 NAEP mathematics assessment for Grade 8 students in the M-DCPS, Large Cities, Florida, and National Public Schools, overall and by ethnicity.

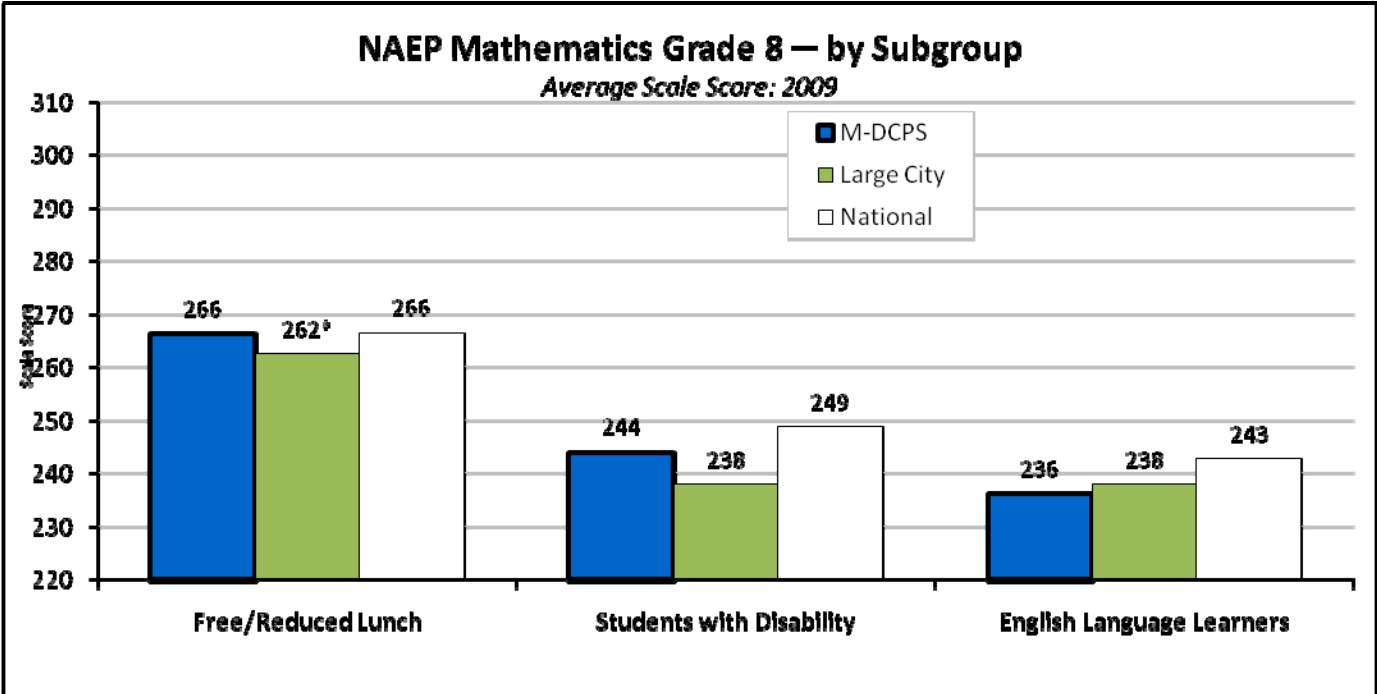


Figure 6. Results from the 2009 NAEP mathematics assessment for Grade 8 students in the M-DCPS, Large Cities, Florida, and National Public Schools, overall and by ethnicity.